

**BPF**

**FITNESS**

PRESENTS

# SLEEP — LIKE AN — ATHLETE

The Complete Sleep & Recovery  
Guide for Active Adults Over 40



Fix Your Sleep,  
Accelerate Recovery, and  
Unlock the Results You've  
Been Training For

RECOVER  
ADAPT  
PERFORM



# THE RECOVERY PARADOX:

## WHY SLEEP IS YOUR MOST IMPORTANT TRAINING DAY



Here is the most counterintuitive truth in all of fitness: you do not build strength, lose fat, or improve cardiovascular fitness during exercise. You build all of these things during sleep and recovery. Exercise is simply the signal — the demand you place on your body. Sleep is when your body responds to that demand by rebuilding stronger, leaner, and more capable than before.

For adults under 30, the body is resilient enough to recover partially even with poor sleep. The hormonal environment is so anabolic — so full of growth hormone, testosterone, and IGF-1 — that it can overcome a lot of recovery debt. After 40, that buffer is gone. Training hard with poor sleep after 40 doesn't just slow results — it actively creates the opposite of what you want: elevated cortisol, muscle breakdown, fat storage, and increased injury risk.

This guide is built on one foundational premise: **optimizing your sleep and recovery is not a luxury or an add-on to your fitness program. It IS your fitness program.**

### WHAT HAPPENS IN YOUR BODY DURING DEEP SLEEP



**Growth hormone release:** 70-80% of daily GH output occurs during slow-wave sleep (deep sleep). This is your primary muscle repair and fat metabolism signal.



**Testosterone restoration:** testosterone synthesis and replenishment occurs primarily during REM sleep cycles.



**Cortisol clearance:** the liver clears cortisol during sleep; poor sleep leaves cortisol elevated the next day.



**Cellular repair:** damaged muscle fibers are rebuilt during sleep via protein synthesis signaling.



**Memory consolidation:** motor patterns learned during exercise are consolidated into long-term procedural memory during sleep.

# SECTION 1: HOW SLEEP CHANGES AFTER 40

## THE BIOLOGY OF SLEEP DISRUPTION IN MIDLIFE

Sleep quality declines predictably with age. The architecture of your sleep shifts, key hormones produce less at night, and your circadian clock drifts. The goal is not just more hours — it's protecting and deepening the sleep stages where recovery work happens.



## THE DEEP SLEEP REDUCTION PROBLEM



70-80% of Daily Growth Hormone Output is Triggered Here — Reversing this Drop is Your True Primary Training Day.



### REM SLEEP AND RECOVERY

REM sleep is where emotional processing, hormonal regulation, immune function, and motor learning recovery occur.

Adults over 40 who use alcohol to fall asleep suppress REM sleep most in the second half of the night, causing mental fog, emotional reactivity, and hormonal depletion.



### CIRCADIAN RHYTHM DISRUPTION

Your circadian clock controls cortisol, melatonin, growth hormone, and body temperature.

After 40, the signal drifts earlier and weakens. This reduces nighttime hormonal surges and flattens daytime performance peaks.

## HORMONAL SLEEP DISRUPTIONS



### FOR WOMEN

Perimenopause and menopause lead to lower progesterone and estrogen. This increases insomnia, night sweats, and temperature-related awakenings.

The result is fragmented deep sleep and reduced overnight recovery.



### FOR MEN

Declining testosterone correlates with reduced sleep efficiency and increased sleep-disordered breathing.

Low testosterone and sleep apnea reinforce each other, creating a downward recovery spiral.

# ASSESSING YOUR CURRENT SLEEP QUALITY

Before optimizing sleep, establish your baseline. Answer these questions honestly:

QUESTION	POOR SCORE	OPTIMAL
How long to fall asleep?	More than 20 minutes	Less than 15 minutes
Night awakenings?	2 or more per night	0-1 brief awakening
Morning energy (7-8 hrs of sleep)?	Still tired / need alarm	Wake naturally, alert
Afternoon energy?	Significant crash 2-4 PM	Mild dip, easily recovered
Morning resting heart rate?	5+ bpm above average	Within 2 bpm of baseline
How you feel vs. how long you slept?	Unrefreshed despite adequate hours	Refreshed within 30 min of waking



If you score 'poor' on 3 or more of these, **deep sleep quality (not just duration)** is your primary issue. The protocols in this guide directly target sleep quality, not just length.

# SECTION 2: THE BPF SLEEP ARCHITECTURE PROTOCOL

## BUILDING THE PERFECT SLEEP ENVIRONMENT

Your sleep environment is the foundation. No supplement, protocol, or habit can fully compensate for sleeping in an environment that is too warm, too bright, or too stimulating. These factors directly suppress melatonin and fragment sleep architecture.



## TEMPERATURE: THE MOST CRITICAL FACTOR



Core body temperature must drop 1–3°F to initiate and maintain deep sleep.



The optimal bedroom temperature for deep sleep is 65–68°F (18–20°C).



Most people sleep in rooms that are 70–75°F, which suppresses slow-wave sleep regardless of other sleep hygiene practices.

**65–68°F**  
OPTIMAL DEEP  
SLEEP RANGE

### TEMPERATURE OPTIMIZATION HACKS

- Use a ChiliPad or BedJet if the room cannot be cooled enough
- Wear moisture-wicking sleepwear
- Take a warm bath or shower 90 minutes before bed
- Use lightweight, breathable bedding
- Keep a small fan directed at your feet

## LIGHT: THE CIRCADIAN CONTROLLER

Light is the primary external cue that sets your circadian clock. Blue-wavelength light after sunset suppresses melatonin and maintains wakefulness.



- Eliminate blue light exposure 90 minutes before bed
- Use blue light blocking glasses and dim screens
- Get 10–30 minutes of direct sunlight within 60 minutes of waking
- Use blackout curtains or a sleep mask

## SOUND ENVIRONMENT

The sleeping brain continues monitoring for auditory threats. Irregular or startling sounds fragment sleep even without full awakening.










- Best options: complete silence or consistent white, pink, or brown noise
- Pink noise has shown the most consistent effect on improving deep sleep

# PRE-SLEEP PROTOCOL: THE 90-MINUTE WIND-DOWN



The transition from wakefulness to deep sleep requires a progressive nervous system downshift. Most adults over 40 go from full activation — screens, work emails, news, planning tomorrow — to attempting to fall asleep immediately, which is physiologically similar to driving at 70 mph and expecting to stop in 10 feet.

1	90 MINUTES		Last meal / no more eating	<b>WHY IT HELPS:</b> Digestion raises core temp and disrupts sleep staging.
2	90 MINUTES		Blue light blockers on, screens dimmed	<b>WHY IT HELPS:</b> Allows melatonin production to begin on schedule.
3	60 MINUTES		Light stretching or mobility work (10 min)	<b>WHY IT HELPS:</b> Reduces muscle tension, activates parasympathetic NS.
4	60 MINUTES		Preparation activities: lay out tomorrow's items, brief journal	<b>WHY IT HELPS:</b> Offloads working memory, reduces pre-sleep rumination.
5	45 MINUTES		Warm shower or bath	<b>WHY IT HELPS:</b> Triggers core temp drop afterward, initiating sleep pressure.
6	30 MINUTES		Reading (physical book or e-ink), meditation, or audio	<b>WHY IT HELPS:</b> Low-stimulation engagement, continued NS downshift.
7	15 MINUTES		In bed: progressive muscle relaxation or 4-7-8 breathing	<b>WHY IT HELPS:</b> Direct parasympathetic activation, prepares for sleep onset.



**GOAL:** Downshift the nervous system gradually — not instantly. The better the transition, the deeper the sleep.

# EVIDENCE-BASED SLEEP SUPPLEMENT STACK







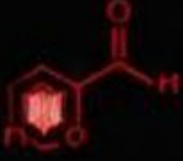

## FOR THE 40+ ATHLETE

The supplement industry is full of sleep products that do very little and a few that have genuinely strong evidence behind them. This section covers only interventions with meaningful research support in the adult over-40 population.



### IMPORTANT NOTE:

Supplements are tools to optimize sleep architecture — they are not a replacement for the environmental and behavioral foundations covered above. Start with the environment and protocol first. Add supplements layer by layer to find your personal optimal stack.

SUPPLEMENT	DOSE	TIMING	PRIMARY EFFECT	EVIDENCE LEVEL
 <b>MAGNESIUM GLYCINATE</b>	300–400mg	60 min before bed	GABA modulation, muscle relaxation, improved sleep quality	★★★★★ Strong — multiple RCTs
 <b>ASHWAGANDHA (KSM-66)</b>	300mg	60 min before bed	Cortisol reduction, sleep onset, sleep quality	★★★★★ Strong — 6+ RCTs
 <b>L-THEANINE</b>	200–400mg	30–45 min before bed	Alpha brain wave increase, relaxation without sedation	★★★★☆ Moderate — consistent results
 <b>APIGENIN</b>	50mg	30 min before bed	GABA-A receptor binding, sedative effect	★★★☆☆ Moderate — found in chamomile
 <b>PHOSPHATIDYLSERINE</b>	400mg	With evening meal	Cortisol lowering, improved sleep architecture	★★★☆☆ Moderate — particularly for athletes
 <b>MELATONIN (LOW DOSE)</b>	0.5–1mg	60 min before bed	Sleep timing signal (NOT sleep inducer)	★★★☆☆ Strong — for circadian phase shifting
 <b>GLYCINE</b>	3g	30 min before bed	Core temperature lowering, improved deep sleep	★★★☆☆ Moderate — Japanese RCTs
 <b>TART CHERRY (OR CONCENTRATE)</b>	30ml or 480mg extract	30 min before bed	Melatonin precursors, anti-inflammatory, sleep duration	★★★☆☆ Moderate — growing evidence



### STACKING GUIDELINE:

Start with Magnesium Glycinate for 2 weeks. If sleep quality is still poor, add Ashwagandha. If sleep onset (falling asleep) is the issue, add L-Theanine. If early morning awakenings are the problem, add low-dose melatonin. Build low-dose, layer intentionally.

# SUBSTANCES THAT DESTROY SLEEP QUALITY AFTER 40



## 1 ALCOHOL: THE SLEEP DECEIVER



### THE PERCEPTION

Fast sleep onset.  
The illusion of deep rest driven by rapid sedative properties.

VS

### THE OBJECTIVE REALITY



1 drink reduces sleep quality by 9.3%



2 drinks reduces sleep quality by 24%



Suppresses REM sleep



Fragments the second half of the night



Increases sleep apnea episodes

!

You may fall asleep faster — but recovery quality drops sharply.

2



## CAFFEINE: THE HALF-LIFE PROBLEM

- Caffeine half-life: 5-7 hours
- A 2 PM coffee can still affect sleep at 9 PM
- After 40, caffeine metabolism often slows
- **Rule:** consume all caffeine before noon

3



## LATE-NIGHT EXERCISE

- Hard training within 3-4 hours of bed raises core temperature
- Stimulates adrenaline and noradrenaline
- Can directly oppose sleep onset
- If evenings are your only **option:** choose walking, yoga, or mobility work

4



## LATE-NIGHT SCREEN USE

- Blue light suppresses melatonin
- Social media, news, and entertainment keep the brain active
- Emotionally charged content raises cortisol
- Avoid screens during the 90-minute wind-down



**RULE:** Protect the final hours of your day as aggressively as you protect your training time.

# SECTION 4: RECOVERY BETWEEN WORKOUTS





## ACTIVE VS. PASSIVE RECOVERY

Recovery after 40 requires a more deliberate strategy than simply 'not working out.' The body's ability to clear inflammation, repair muscle, and restore the nervous system takes longer and requires more active management. The good news: recovery work is enjoyable and directly improves performance more than additional training sessions would.



## THE POST-WORKOUT RECOVERY WINDOW

The 30–90 minutes following a training session are the highest-leverage recovery window. What you do during this period dramatically affects how quickly you recover and how much adaptation occurs.

INTERVENTION	WHEN	ACTION	BENEFIT
 Protein intake	Within 30 min	30–40g fast protein (whey or whole food)	Initiates muscle protein synthesis
 Carbohydrate	Within 60–90 min	40–60g carbs on training days	Replenishes glycogen, lowers cortisol
 Cold-to-warm contrast	Within 60 min	2 min cold, 2 min warm, 3 rounds	Clears lactate, reduces inflammation
 Foam rolling	Immediately post-workout	10 min on primary muscles worked	Fascial release, reduces DOMS
 Light walking	Within 90 min	15–20 min easy walk	Clears metabolic waste, reduces cortisol
 Magnesium + hydration	Within 2 hours	300mg Mg, 24oz water with electrolytes	Muscle relaxation, hydration restoration

## DEEP RECOVERY METHODS



### COLD WATER IMMERSION (CWI)

Cold water immersion at **50–59°F** for **10–15 minutes** after intense training consistently reduces delayed onset muscle soreness by **30–40%** and accelerates perceived recovery. The mechanism: vasoconstriction clears inflammatory metabolites, and the subsequent vasodilation (warming up afterward) floods muscles with fresh, nutrient-rich blood.

**PRACTICAL IMPLEMENTATION:** Cold shower for **3–5 minutes** (set as cold as possible). Home cold plunge or bath filled with cold water and ice. Natural cold water source. This is less comfortable but more effective than almost any recovery supplement.

# HEAT THERAPY: SAUNA FOR RECOVERY

Heat therapy is one of the most powerful recovery tools available. Post-workout sauna use can create a significant growth hormone pulse, support deeper sleep, reduce inflammation, and accelerate muscle repair.



## SAUNA BENEFITS



20-minute sessions at 176–212°F can produce a 200–300% growth hormone pulse.



Regular sauna use (3–4x/week) is associated with lower cardiovascular mortality.



Regular use supports lower all-cause inflammation and improved deep sleep.



Heat shock proteins accelerate muscle repair and help protect muscle proteins from damage.

# 200–300% GH PULSE

A single sauna session can trigger a massive natural growth hormone release that supports recovery, repair, and performance.

## RECOMMENDED PROTOCOL



15–20 minutes at 160–200°F



Follow with 2–5 minutes of cold shower or cold plunge



Repeat 2–3 rounds if available



At minimum: 1 round, 3x/week, still produces measurable recovery and cardiovascular benefits

## PERCUSSIVE THERAPY & MASSAGE



- Massage guns can reduce DOMS, improve tissue quality, and accelerate metabolic waste clearance.
- After 40, when fascial stiffening increases, regular tissue work becomes more important.
- Use post-workout on the primary muscles worked: 60–90 seconds per muscle group, medium intensity, slow passes from origin to insertion.

## HRV AS A RECOVERY COMPASS



HRV = heart rate variability, a direct marker of autonomic nervous system recovery.



Low HRV suggests the body is still stressed; high HRV suggests readiness for intensity.



Wearables such as Garmin, Polar, WHOOP, and Apple Watch can track HRV.



Check HRV first thing in the morning before getting up.



If HRV is more than 10% below your rolling 7-day average, prioritize recovery work over intense training that day.

## NUTRITION FOR RECOVERY — ANTI-INFLAMMATORY PROTOCOL



Tart cherry juice: 8 oz or 480 mg extract on heavy training days — reduces soreness markers by 20–30%.



Omega-3 fatty acids: 3–4 g EPA + DHA on training days — reduce post-exercise inflammation and improve muscle protein synthesis response.



Turmeric + black pepper: 500–1000 mg curcumin — helps blunt DOMS and reduce inflammatory cytokines.

**ANTI-INFLAMMATORY PROTOCOL FOR FASTER RECOVERY** (CONTINUED)



**Watermelon juice (500ml)** — contains L-citrulline, which reduces muscle soreness by improving blood flow and ammonia clearance.



**Beet root juice** — increases nitric oxide, enhances oxygen delivery to recovering muscle, speeds recovery between bouts.

# PROTEIN SYNTHESIS OPTIMIZATION AFTER 40



After 40, the anabolic threshold rises from ~20g to **35–40g** of protein per meal.

- ➔ After 40, the muscle protein synthesis (MPS) response to protein intake changes.
- ➔ The anabolic threshold — the minimum protein dose needed to trigger maximal MPS — rises from approximately 20g in young adults to 35–40g per meal.
- ➔ This means the common 20g-per-meal guidance younger gym-goers follow is often insufficient for adults over 40 to maximize recovery.
- ➔ Leucine — the primary anabolic amino acid — also requires higher tissue concentrations to trigger MPS after 40.



## ANABOLIC PROTEIN THRESHOLD

YOUNG ADULTS



ADULTS 40+



## BEST LEUCINE-RICH PROTEIN SOURCES

1		WHEY PROTEIN	10–11%
2		MILK	10%
3		EGGS	9%
4		BEEF	8%
5		CHICKEN	7%

Leucine content = % of total protein



## BPF TAKEAWAY

- ✓ Prioritize leucine-rich protein sources in your post-workout meal and at breakfast.
- ✓ Your first meal and recovery meal should consistently hit the 35–40g protein range.

# SECTION 5: THE PERFORMANCE RECOVERY SCHEDULE

## WEEKLY RECOVERY ARCHITECTURE

High-performing adults over 40 plan recovery with the same intentionality they plan training. This model accounts for the 48–72 hour recovery requirement for specific muscle groups and the 24-hour nervous system recovery requirement between high-intensity sessions.



### WEEKLY RECOVERY ARCHITECTURE

DAY	TRAINING	RECOVERY FOCUS	EVENING PROTOCOL
MONDAY	Strength (Upper)	Post-workout: protein, cold shower, foam roll	Wind-down protocol + Mg/Ashwagandha
TUESDAY	Strength (Lower)	Active recovery walk PM, light mobility	Wind-down protocol + early sleep target
WEDNESDAY	Metabolic Circuit	Post-workout: contrast therapy, anti-inflam foods	Wind-down + HRV check next AM
THURSDAY	Active Recovery Only	Mobility protocol (Guide 1), walking, yoga	Longest sleep opportunity of week
FRIDAY	Strength (Full Body)	Sauna if available + full post-workout protocol	Early bed, no alcohol
SATURDAY	Sport/Activity/Walk	Social recovery — nature, low-stress activities	Relaxed wind-down, no alarm Sunday
SUNDAY	Complete Rest	Preparation for next week's training	Prioritize 8–9 hrs natural sleep

### THE BPF SLEEP QUALITY SELF-ASSESSMENT — WEEKLY CHECK-IN

Each Sunday, rate the past week on each of these dimensions. Track your scores over time to identify patterns and interventions that work for you personally.

FACTOR	1–3 (POOR)	4–6 (MODERATE)	7–10 (OPTIMAL)
Sleep duration	Under 6 hrs avg	6–7 hrs avg	7.5–9 hrs avg
Sleep onset	30+ min to sleep	15–30 min	Under 10 min
Night awakenings	3+ times/night	1–2 times	0–1 brief only
Morning readiness	Fatigued, need alarm	Functional, groggy	Alert, energetic
Afternoon energy	Significant crash	Mild dip	Consistent energy
Training performance	Significant decline	Neutral	Peak performance
Mood/stress tolerance	Irritable, reactive	Neutral	Positive, resilient

# SLEEP SCORE INTERPRETATION

## WHAT YOUR SCORE MEANS & WHAT TO DO NEXT







Sleep score is a composite of sleep duration, efficiency, latency, REM, deep sleep, and nocturnal stability (awakenings). Use it to track trends, not perfection.

<b>90-100</b> <b>EXCELLENT</b>  Optimal recovery and performance. Keep doing what you're doing.	<b>75-89</b> <b>GOOD</b>  You're recovering well. Room for small improvements in consistency.	<b>60-74</b> <b>FAIR</b>  Recovery may be compromised. Identify weak areas and adjust.	<b>40-59</b> <b>POOR</b>  Recovery is low. Multiple areas need attention. Performance at risk.	<b>0-39</b> <b>VERY POOR</b>  Recovery is poor and sleep debt is likely high. Take action now.
---	---	---	--	--

### HOW SCORES ARE CALCULATED (TYPICAL WEIGHTING)

 <b>DURATION</b> (Total Sleep Time) <b>20%</b>	 <b>EFFICIENCY</b> (Time Asleep / Time in Bed) <b>20%</b>	 <b>LATENCY</b> (Fall Asleep Time) <b>10%</b>	 <b>DEEP SLEEP</b> (N3) <b>20%</b>	 <b>REM SLEEP</b> (REM %) <b>15%</b>	 <b>STABILITY</b> (Awakenings) <b>15%</b>
---	--	--	---	---	--

### HOW AFFECTS YOUR SCORE

- **SLEEP DURATION**
  - Aim for 7.5-9+ hours based on your needs. Chronic short sleep tanks scores.
- **SLEEP EFFICIENCY**
  - Stay in bed ~8-9 hours. More time in bed than sleep lowers efficiency.
- **SLEEP LATENCY**
  - Taking >20-30 min to fall asleep lowers your score.
- **DEEP SLEEP (N3)**
  - Critical for physical recovery, immune function, and growth hormone.
- **REM SLEEP**
  - Important for cognitive function, mood regulation, and learning.
- **STABILITY**
  - Fewer awakenings = deeper, more restorative sleep.

### HOW TO IMPROVE A LOW SCORE

- **BE CONSISTENT**  
Same sleep and wake times every day, even on weekends.
- **OPTIMIZE ENVIRONMENT**  
Dark, cool (60-67°F / 15-19°C), quiet. Invest in comfort.
- **MANAGE LIGHT EXPOSURE**  
Bright light in the morning. Dim light in the evening. Avoid screens before bed.
- **WATCH STIMULANTS**  
No caffeine 8-10 hrs before bed. Avoid late alcohol and large meals.
- **MANAGE STRESS**  
Use breathing, meditation, journaling, or a wind-down routine.
- **TRAIN SMART**  
Exercise regularly, but avoid intense training late at night.

### TREND MATTERS MORE THAN ONE NIGHT

#### LOOK AT THE BIG PICTURE

- Track your 7-day average
- Identify patterns and triggers
- One bad night ≠ bad sleep
- Consistency builds resilience

#### KEY TRENDS TO WATCH

- Falling scores over time
- Low deep sleep for multiple nights
- Increasing sleep latency
- Frequent awakenings

#### WHEN TO TAKE ACTION

- Score <60 for 3+ nights
- Waking unrefreshed
- Daytime fatigue or brain fog
- Performance or mood decline

### EXAMPLE SCORE BREAKDOWN



### KEY TAKEAWAY

Your sleep score is a tool, not a judgement. Use it to understand your body, optimize recovery, and perform at your best.

**BETTER SLEEP. BETTER RECOVERY. BETTER YOU.**



FOCUS ON PROGRESS,  
NOT PERFECTION.

1% BETTER SLEEP EVERY DAY ADDS UP.

# SLEEP CHALLENGES AFTER 40

## WHY SLEEP GETS HARDER – AND WHAT TO DO ABOUT IT

Sleep doesn't fall apart overnight—it erodes gradually. After 40, biology, lifestyle and stress converge to make deep, restorative sleep more difficult. The good news: challenges can be managed with the right strategies.



### WHY SLEEP BECOMES MORE DIFFICULT AFTER 40

 <p><b>1. HORMONAL SHIFTS</b></p> <ul style="list-style-type: none"> <li>• Testosterone declines ~1% per year after 30</li> <li>• Estrogen fluctuations (especially in perimenopause/menopause)</li> <li>• Lower melatonin production</li> </ul>	 <p><b>2. CHANGES IN SLEEP ARCHITECTURE</b></p> <ul style="list-style-type: none"> <li>• Less deep sleep (SWS)</li> <li>• More light sleep</li> <li>• REM sleep may become more fragmented</li> <li>• Easier to wake, harder to fall back asleep</li> </ul>	 <p><b>3. MORE SENSITIVE TO STRESS</b></p> <ul style="list-style-type: none"> <li>• Higher baseline cortisol</li> <li>• Racing thoughts at night</li> <li>• Increased anxiety sensitivity</li> <li>• Stress recovery takes longer</li> </ul>	 <p><b>4. LIFESTYLE &amp; RECOVERY DEMANDS</b></p> <ul style="list-style-type: none"> <li>• Higher training intensity with slower recovery</li> <li>• More responsibilities (work, family, aging parents)</li> <li>• Irregular schedules</li> <li>• More screen &amp; stimulant exposure</li> </ul>	 <p><b>5. HEALTH FACTORS BECOME MORE COMMON</b></p> <ul style="list-style-type: none"> <li>• Sleep apnea risk increases</li> <li>• Joint pain, aches, and stiffness</li> <li>• Medication effects</li> <li>• Frequent nighttime urination</li> </ul>
---	--	--	--	---

### COMMON SLEEP PROBLEMS AFTER 40

 <p><b>FALLING ASLEEP</b></p> <p>Takes longer due to stress, stimulants, or dysregulated nervous system.</p>	 <p><b>STAYING ASLEEP</b></p> <p>More awakenings, especially 2–4 AM (cortisol spike + blood sugar dips).</p>	 <p><b>WAKING TOO EARLY</b></p> <p>Early morning awakenings become more common and harder to resist.</p>	 <p><b>NON-RESTORATIVE SLEEP</b></p> <p>Enough hours, but still tired. Often due to low deep sleep or high stress load.</p>	 <p><b>DAYTIME IMPACT</b></p> <p>Fatigue, brain fog, low motivation, irritability, slower recovery.</p>
---	---	--	--	--

### WHAT YOU CAN DO ABOUT IT

 <p><b>PROTECT YOUR SLEEP WINDOW</b></p>	<p>Keep a consistent bedtime and wake time—even on weekends. Aim for 7.5–9 hours.</p>
 <p><b>GET STRONG MORNING LIGHT</b></p>	<p>10–20 minutes of sunlight within an hour of waking to set your circadian rhythm.</p>
 <p><b>TRAIN SMARTER, NOT JUST HARDER</b></p>	<p>Periodize intensity, include deloads, and don't chase fatigue every day.</p>
 <p><b>MANAGE STRESS DAILY</b></p>	<p>Breathing work, meditation, journaling, or prayer—reduce mental load at night.</p>
 <p><b>TIME YOUR STIMULANTS</b></p>	<p>No caffeine 8–10 hours before bed. Less is more after 40.</p>
 <p><b>EAT TO SUPPORT SLEEP</b></p>	<p>High-protein, whole-food diet. Don't go to bed hungry or overly full. Consider magnesium-rich foods.</p>
 <p><b>OPTIMIZE SLEEP ENVIRONMENT</b></p>	<p>Cool (60–67°F / 15–19°C), dark, quiet, comfortable mattress and pillow.</p>
 <p><b>REDUCE EVENING LIGHT &amp; SCREEN TIME</b></p>	<p>Dim lights 2 hours before bed. Avoid blue light—use amber/red if needed.</p>
 <p><b>ADDRESS HEALTH ISSUES</b></p>	<p>Get checked for sleep apnea, low testosterone, thyroid issues, or deficiencies.</p>

### KEY REMINDERS AFTER 40



**RECOVERY IS A SKILL**  
It must be trained and prioritized.



**CONSISTENCY BEATS PERFECTION**  
Good sleep habits compounded daily.



**SLEEP IS A PERFORMANCE MULTIPLIER**  
Better sleep = better training, body composition, mood, and longevity.



**IT'S NOT WEAK TO SLEEP**  
It's smart, disciplined, and essential.

### SIGNS YOU NEED TO TAKE ACTION

- ✓ You need caffeine to function
- ✓ You feel wired at night but tired in the morning
- ✓ You rely on alcohol or screens to unwind
- ✓ You wake up tired most days
- ✓ Your workouts and recovery are suffering
- ✓ You're gaining fat or losing muscle despite training
- ✓ You have frequent nighttime awakenings
- ✓ Your mood is more irritable or flat



**GREAT SLEEP AFTER 40 ISN'T ABOUT LUCK—IT'S ABOUT STRATEGY. BUILD THE HABITS. PROTECT YOUR RECOVERY. PERFORM FOR LIFE.**

# MANAGING CHRONIC SLEEP DEBT

## A SCIENCE-BACKED PLAN TO REBUILD REST, RECOVERY & PERFORMANCE

Chronic sleep debt doesn't go away with one good night. It requires consistent strategies, patience, and design. Here's how to recover—step by step.

### WHAT IS CHRONIC SLEEP DEBT?

The difference between the sleep your body needs and the sleep you consistently get.



### THE REAL IMPACT

Unpaid sleep debt accumulates and impairs:



Cognitive function & memory



Mood & emotional regulation



Immune function



Performance, strength & endurance



Metabolism & weight control

Long-term risk: hypertension, diabetes, heart disease, depression, and early mortality.

### THE RECOVERY PLAN: 4 PHASES

#### PHASE 1 ASSESS & STABILIZE (Week 1)

- ✓ Track sleep daily (duration, quality, consistency).
- ✓ Establish a fixed wake time (non-negotiable).
- ✓ Create a wind-down routine (60–90 min).
- ✓ Remove blockers: caffeine late, alcohol, late screens.
- ✓ **Goal:** Stop the bleeding and protect sleep.

#### PHASE 2 PRIORITIZE & EXTEND (Weeks 2–3)

- ✓ Increase time in bed by 30–60 min.
- ✓ Protect your sleep window like a high-value meeting.
- ✓ Use morning light to anchor your circadian rhythm.
- ✓ Add naps if needed (20–30 min early afternoon).
- ✓ **Goal:** Begin repaying sleep debt.

#### PHASE 3 DEEP RECOVERY (Weeks 4–8+)

- ✓ Aim for 7.5–9 hours consistently.
- ✓ Optimize sleep quality: dark, cool, quiet, comfortable.
- ✓ Manage stress & training load—recovery compounds.
- ✓ Consider strategic long sleep (9–10 h) 1–2x/week.
- ✓ **Goal:** Restore balance and resilience.

#### PHASE 4 MAINTAIN & OPTIMIZE (Ongoing)

- ✓ Keep a consistent sleep schedule (80/20 rule).
- ✓ Align lifestyle with your biology.
- ✓ Monitor trends, not perfection.
- ✓ Sleep is a performance multiplier—protect it.
- ✓ **Goal:** Make great sleep your new baseline.

### HOW LONG TO RECOVER?

There's no exact formula, but a useful estimate:

$$\frac{\text{Total Sleep Debt (hours)}}{\div \text{Extra Sleep Gained per Night (hours)}} = \text{Days to Recover}$$

#### Example:

Sleep debt: 21 hours  
Extra sleep: +1.5 hours/night  
Estimated recovery time: ~14 days



Recovery isn't just about more sleep—it's about better sleep, consistently.

### STRATEGIC TOOLS THAT HELP



#### Morning Sunlight

10–30 min within 1 hour of waking to set your body clock.



#### Naps (Use Wisely)

20–30 min, early afternoon. Avoid late naps (>3 PM).



#### Optimize Sleep Environment

Cool (60–67°F / 15–19°C), dark, quiet, comfortable.



#### Nutrition Timing

Finish big meals 2–3 h before bed. Avoid heavy, spicy, or high-fat meals late.



#### Exercise

Train hard, but not right before bed. Morning or afternoon training supports better sleep.



#### Stress Management

Breathing, meditation, journaling, prayer—clear the mind.

### WHAT TO AVOID (MAJOR SLEEP THIEVES)

- ✗ Inconsistent sleep/wake times
- ✗ Chasing performance on low sleep
- ✗ Caffeine after noon
- ✗ Alcohol close to bedtime
- ✗ Late-night screens & blue light
- ✗ High stress with no recovery buffer




You can't out-supplement or out-train chronic sleep debt.

### SIGNS YOU'RE RECOVERING



Easier morning wake-ups



More stable energy



Better focus & decision-making



Improved training performance & recovery



Better mood & emotional control



Fewer colds & better immunity



Deeper, more restorative sleep

### THE BOTTOM LINE

Sleep debt is real, but it's repayable. You don't need perfection—just consistency, priority, and the right habits. Protect your sleep like your health, performance, and future depend on it—because they do.

**BETTER SLEEP. BETTER RECOVERY. BETTER YOU.**

### QUICK START CHECKLIST

- ✓ Set a fixed wake time
- ✓ Create a 60–90 min wind-down routine
- ✓ Get morning sunlight
- ✓ Protect 7.5–9 h time in bed
- ✓ Remove sleep killers
- ✓ Review progress weekly

# 30-DAY SLEEP TRANSFORMATION PROTOCOL

A STEP-BY-STEP SYSTEM TO IMPROVE SLEEP QUALITY, RESTORE RECOVERY & OPTIMIZE PERFORMANCE

This 30-day protocol is designed to reset your sleep, build sustainable habits, and unlock deeper, more restorative rest. Follow the phases, stack the habits, and track your progress.



★ THE GOAL: 7.5–9 HOURS OF CONSISTENT, HIGH-QUALITY SLEEP NIGHTLY | BETTER RECOVERY | MORE ENERGY | PEAK PERFORMANCE

DAILY FRAMEWORK (EVERY DAY)		NON-NEGOTIABLES (EVERY DAY)	
<b>MORNING</b>	Get 10–30 min of sunlight within 1 hour of waking. Avoid snooze. Hydrate. Move.	<input checked="" type="checkbox"/> Consistent sleep & wake times (±30 min)	
<b>DAYTIME</b>	Stay active. Get natural light. Manage stress. Limit caffeine after 2 PM.	<input checked="" type="checkbox"/> Morning sunlight	
<b>EVENING (2–3 HRS BEFORE BED)</b>	Lower lights. No heavy meals. No alcohol. Start wind-down. Screens on low or off.	<input checked="" type="checkbox"/> No caffeine after 2 PM	
<b>WIND-DOWN (60–90 MIN)</b>	Relax, read, stretch, journal, meditate, breathe. Warm shower/bath.	<input checked="" type="checkbox"/> No alcohol within 3 hours of bed	
<b>SLEEP WINDOW</b>	Be in bed on time. Cool, dark, quiet. Focus on letting go and staying consistent.	<input checked="" type="checkbox"/> Wind-down routine 60–90 min	
		<input checked="" type="checkbox"/> Cool room: 60–67°F (15–19°C)	
		<input checked="" type="checkbox"/> Dark room (use blackout if needed)	
		<input checked="" type="checkbox"/> 7.5–9 hours time in bed	
		<input checked="" type="checkbox"/> Track your sleep & follow the plan	

DAYS 1–7 RESET & STABILIZE	DAYS 8–14 OPTIMIZE & DEEPEN	DAYS 15–22 ENHANCE & AMPLIFY	DAYS 23–30 INTEGRATE & MAINTAIN
<ul style="list-style-type: none"> <li>+ Set fixed sleep &amp; wake times</li> <li>+ Optimize room (dark, cool, quiet)</li> <li>+ Remove late caffeine &amp; alcohol</li> <li>+ Create wind-down routine</li> <li>+ Limit screens 60 min before bed</li> <li>+ Track baseline sleep metrics</li> </ul> <p> <b>WIN: Consistency</b></p>	<ul style="list-style-type: none"> <li>+ Increase morning sunlight</li> <li>+ Refine nutrition &amp; meal timing</li> <li>+ Add relaxation tools (breathwork, meditation, stretching)</li> <li>+ Assess and adjust time in bed</li> <li>+ Focus on deep sleep habits</li> </ul> <p> <b>WIN: Better Sleep Quality</b></p>	<ul style="list-style-type: none"> <li>+ Dial in circadian rhythm</li> <li>+ Reduce stress load</li> <li>+ Improve training &amp; recovery</li> <li>+ Personalize supplements</li> <li>+ Increase deep &amp; REM sleep</li> <li>+ Eliminate hidden disruptors</li> </ul> <p> <b>WIN: Deeper Recovery</b></p>	<ul style="list-style-type: none"> <li>+ Build weekly sleep rhythm</li> <li>+ Plan for stress, travel, events</li> <li>+ Strengthen identity &amp; habits</li> <li>+ Keep improving 1% daily</li> <li>+ Review progress &amp; reset goals</li> </ul> <p> <b>WIN: Long-Term Transformation</b></p>

OPTIMIZE YOUR ENVIRONMENT	SUPPLEMENTS THAT CAN HELP	NUTRITION FOR BETTER SLEEP										
<ul style="list-style-type: none"> <li> Temperature: 60–67°F (15–19°C)</li> <li> Darkness: Use blackout curtains</li> <li> Quiet: Earplugs or white noise</li> <li> Comfort: Supportive mattress &amp; pillow</li> <li> Air quality: Keep it fresh &amp; hydrated</li> <li> Tech detox: No screens in bed</li> </ul>	<table border="1"> <tr> <td>Magnesium Glycinate</td> <td>200–400 mg before bed</td> </tr> <tr> <td>Glycine</td> <td>3 g before bed</td> </tr> <tr> <td>L-Theanine</td> <td>200 mg in the evening</td> </tr> <tr> <td>Apigenin</td> <td>50 mg before bed</td> </tr> <tr> <td>Low-Dose Melatonin</td> <td>0.3–1 mg (as needed)</td> </tr> </table> <p><small>*Consult your healthcare provider if on medication or pregnant.</small></p>	Magnesium Glycinate	200–400 mg before bed	Glycine	3 g before bed	L-Theanine	200 mg in the evening	Apigenin	50 mg before bed	Low-Dose Melatonin	0.3–1 mg (as needed)	<ul style="list-style-type: none"> <li><input checked="" type="checkbox"/> Eat balanced meals during the day</li> <li><input checked="" type="checkbox"/> Prioritize protein, fiber, and healthy fats</li> <li><input checked="" type="checkbox"/> Get magnesium-rich foods (nuts, seeds, greens, legumes)</li> <li><input checked="" type="checkbox"/> Tart cherry or kiwi in the evening</li> <li><input checked="" type="checkbox"/> Avoid heavy, spicy, or late-night meals</li> <li><input checked="" type="checkbox"/> Stay hydrated, but limit large amounts of liquid close to bedtime</li> </ul>
Magnesium Glycinate	200–400 mg before bed											
Glycine	3 g before bed											
L-Theanine	200 mg in the evening											
Apigenin	50 mg before bed											
Low-Dose Melatonin	0.3–1 mg (as needed)											

WHAT YOU CAN EXPECT	TRACK THESE METRICS	FINAL REMINDERS
<p>If you follow the protocol consistently:</p> <ul style="list-style-type: none"> <li><input checked="" type="checkbox"/> Better sleep quality &amp; deeper rest</li> <li><input checked="" type="checkbox"/> More energy &amp; mental clarity</li> <li><input checked="" type="checkbox"/> Improved mood &amp; stress resilience</li> <li><input checked="" type="checkbox"/> Better recovery &amp; physical performance</li> <li><input checked="" type="checkbox"/> Stronger immune function &amp; longevity</li> </ul> <p><b>Results compound over time. Trust the process.</b></p>	<ul style="list-style-type: none"> <li><input checked="" type="checkbox"/> Sleep Duration (total sleep time)</li> <li><input checked="" type="checkbox"/> Sleep Efficiency (%)</li> <li><input checked="" type="checkbox"/> Deep Sleep (N3)</li> <li><input checked="" type="checkbox"/> REM Sleep (%)</li> <li><input checked="" type="checkbox"/> Sleep Latency (time to fall asleep)</li> <li><input checked="" type="checkbox"/> Wake After Sleep Onset (WASO)</li> <li><input checked="" type="checkbox"/> Resting Heart Rate (RHR)</li> <li><input checked="" type="checkbox"/> Morning Energy &amp; Mood (1–10)</li> <li><input checked="" type="checkbox"/> Daily Notes (habits, stress, etc.)</li> </ul>	<ul style="list-style-type: none"> <li> <b>PERFECTION IS NOT THE GOAL—CONSISTENCY IS.</b></li> <li> Your best sleep is built one night at a time.</li> <li> Protect your sleep like your performance depends on it.</li> <li> Sleep is the foundation—everything else is built on top.</li> </ul>

**30 DAYS TO TRANSFORM YOUR SLEEP. A LIFETIME OF BENEFITS.**  
Stay consistent, stay patient, and commit to becoming the best-rested version of yourself.

# FINAL WORD

SLEEP IS THE FOUNDATION. YOU ARE THE ARCHITECT.

You've now completed the Sleep & Recovery Bible—a complete system to help you understand, optimize, and protect the most powerful recovery tool you have.

Better sleep doesn't happen by accident. It's built through daily choices, consistent habits, and a commitment to your long-term wellbeing.

You don't need perfect sleep. You need a system that moves you forward.

## THE BIG IDEAS TO REMEMBER



### SLEEP IS NON-NEGOTIABLE

It's your body's nightly reset for performance, recovery, and longevity.



### QUALITY > QUANTITY

Deep, uninterrupted sleep is more important than chasing extra hours.



### CONSISTENCY WINS

Small daily habits compound into massive long-term results.



### RECOVERY FUELS PERFORMANCE

You can't out-train poor sleep. Recover well, perform at your best.



### PROTECT YOUR BASELINE

Guard your sleep environment, routine, and lifestyle like your health depends on it—because it does.



### YOU'RE IN CONTROL

Every choice you make today shapes tomorrow's energy, mood, and potential.

## YOUR DAILY SLEEP SUCCESS FORMULA



### THIS ISN'T A FINISH LINE—IT'S A LIFESTYLE

Sleep optimization is a journey, not a one-time fix. Life will be busy. There will be disruptions. What matters is how quickly you reset your habits and get back on track.

Stay consistent. Stay patient. Stay committed.  
Your future self is counting on the choices you make today.

## WHEN IN DOUBT, GO BACK TO BASICS

- ✓ Keep a consistent sleep & wake time
- ✓ Get morning sunlight daily
- ✓ Move your body
- ✓ Eat real, whole foods
- ✓ Manage stress & protect your mindset
- ✓ Create a dark, cool, quiet sleep environment
- ✓ Limit stimulants, alcohol & late-night screens
- ✓ Follow your wind-down routine
- ✓ Track your sleep & adjust

BASICS DONE CONSISTENTLY = EXTRAORDINARY RESULTS

**“ Better sleep is the multiplier for everything else you're working hard for. It fuels your training, your focus, your relationships, and your purpose. PRIORITIZE IT. PROTECT IT. PROFIT FROM IT. ”**

### A NOT A HACK

We created the Sleep & Recovery Bible to give you science-backed, actionable strategies you can trust. You don't need more hacks. You need a blueprint.

Thank you for investing in your health, your performance, and your future. You're not just building better sleep—you're building a better life.

**We're with you every step of the way.**

### YOUR NEXT STEP



Pick 1–3 areas to focus on this week. Implement, track, adjust, and build momentum. Then, level up.

- ✓ Review this guide regularly
- ✓ Revisit your metrics
- ✓ Keep learning. Keep improving.
- ✓ Never stop optimizing.



**STRONGER BODY. SHARPER MIND. BETTER LIFE.**  
**SLEEP BETTER. RECOVER BETTER. LIVE BETTER.**



**THIS IS YOUR PROTOCOL. THIS IS YOUR LIFE. MAKE IT EXTRAORDINARY.**  
**WE'LL SEE YOU ON THE NEXT LEVEL**